

Omada

# Business Cloud SDN Solution

Omada EAP - Business Wi-Fi Series



Omada SDN Controller



EAP265 HD  
EAP245  
EAP225 / EAP223  
EAP115 / EAP110

# EAP Product Features

## Easy-Mount Design

The Ceiling Mount EAP's elegant appearance and easy-mount design promote fast installation on any wall or ceiling surface, and allow it to blend in seamlessly with most interior decorating styles. The slimline, inconspicuous Wall Plate EAP can be easily installed into any standard EU/US wall junction box or 86 mm wall junction box.

## PoE Power Supply\*

With IEEE 802.3af/at/bt PoE or Passive PoE, you can use Ethernet cables to transfer both electrical power and network data, making deployment more flexible and removing the need to install additional power cabling.

## Business-Class Hardware Design

Enterprise-class chipsets offer outstanding performance and support longer running time, higher client capacity and greater range. Dedicated high-power amplifiers, specialized antennas and professionally designed RF shields ensure excellent wireless performance.

## Seamless Roaming\*

802.11k and 802.11v seamless roaming provide seamless switching to the access point with optimal signal when moving between APs.

## Mesh\*

Omada Mesh technology enables wireless connectivity between access points for extended range, making wireless deployments more flexible and convenient.

## Increased Efficiency with OFDMA\*

The Wi-Fi 6 and above standards use OFDMA for more efficient channel use and reduced latency. Imagine your WiFi connection as a series of delivery trucks delivering data packets to your devices. With 802.11ac Wi-Fi, each delivery truck could only deliver one parcel to one device at a time. But with OFDMA, each truck can deliver multiple parcels to multiple devices simultaneously. This vast improvement in efficiency works for both uploads and downloads.

## Advanced RF Management

MU-MIMO, Airtime Fairness, Beamforming, and Band Steering Technologies guarantee optimal RF performance for business-level applications.

## Easy Centralized Management

Configure and monitor hundreds of Omada EAPs with ease using the Omada controller.

\* PoE support varies by model. For detailed information, refer to the specifications.







\* Only certain devices support Seamless Roaming. For detailed information, refer to the specifications.

\* Only certain devices support Mesh. For detailed information, refer to the specifications.

\* Only 802.11ax and 802.11be devices support OFDMA.

# EAP Product List

## Ceiling Mount 802.11n/ac AP

Picture						
Model	EAP265 HD	EAP245	EAP225	EAP223	EAP115	EAP110
Product	AC1750 Wireless MU-MIMO Gigabit Ceiling Mount Access Point	AC1750 Wireless MU-MIMO Gigabit Ceiling Mount Access Point	AC1350 Wireless MU-MIMO Gigabit Ceiling Mount Access Point	AC1350 Wireless MU-MIMO Gigabit Ceiling Mount Access Point	300Mbps Wireless N Ceiling Mount Access Point	300Mbps Wireless N Ceiling Mount Access Point
Speed	2.4 GHz: 450Mbps 5 GHz: 1300Mbps	2.4 GHz: 450Mbps 5 GHz: 1300Mbps	2.4 GHz: 450Mbps 5 GHz: 867Mbps	2.4 GHz: 450Mbps 5 GHz: 867Mbps	2.4 GHz: 300Mbps	2.4 GHz: 300Mbps
Ethernet Port	2x Gigabit Ethernet Port	2x Gigabit Ethernet Port	1x Gigabit Ethernet Port	1x Gigabit Ethernet Port	1x 10/100Mbps Ethernet Port	1x 10/100Mbps Ethernet Port
Power Supply	802.3af/at PoE / 48 V Passive PoE	<b>V4:</b> 802.3at PoE / 48 V Passive PoE <b>V3:</b> 802.3af/at PoE / 48 V Passive PoE	<b>V5:</b> 802.3af/at PoE/48 V Passive PoE <b>V4:</b> 802.3af/at PoE /24V Passive PoE	<b>V2:</b> 802.3af/at PoE /24V Passive PoE PoE Adapter Is Not Included <b>V1:</b> 802.3af/at PoE/48 V Passive PoE PoE Adapter Is Not Included	802.3af/at PoE / External 9 V/0.6 A DC power supply	24V Passive PoE
Internal Antennas	2.4 GHz: 3x 3.5 dBi 5 GHz: 3x 4 dBi	2.4 GHz: 3x 3.5 dBi 5 GHz: 3x 4 dBi	2.4 GHz: 3x 4 dBi 5 GHz: 2x 5 dBi	2.4 GHz: 3x 4 dBi 5 GHz: 2x 5 dBi	2x 4 dBi	2x 4 dBi

# Specifications

## Ceiling Mount 802.11n/ac AP

Model		EAP265 HD	EAP245	EAP225	EAP223	EAP115	EAP110
Name		AC1750 Wireless MU-MIMO Gigabit Ceiling Mount Access Point	AC1750 Wireless MU-MIMO Gigabit Ceiling Mount Access Point	AC1350 Wireless MU-MIMO Gigabit Ceiling Mount Access Point	AC1350 Wireless MU-MIMO Gigabit Ceiling Mount Access Point	300 Mbps Wireless N Access Point	300 Mbps Wireless N Access Point
Main Design	LAN Interfaces	2x Gigabit Ethernet Port		1x Gigabit Ethernet Port		1x 10/100 Mbps Ethernet Port	
	Wi-Fi Standards	IEEE 802.11 a/b/g/n/ac				IEEE 802.11 a/b/g/n	
	Maximum Data Rate	450 Mbps (2.4 GHz) + 1300 Mbps (5 GHz)		450 Mbps (2.4 GHz) + 876 Mbps (5 GHz)		300 Mbps (2.4 GHz)	
	Wireless Client Capacity	500+	220+	220+	220+	100+	
	Antennas	2.4G: 3x 3.5 dBi 5GHz: 3x 4 dBi	2.4 GHz: 3x 3.5 dBi, 5 GHz: 3x 4 dBi	2.4 GHz: 3x 4 dBi, 5 GHz: 2x 5 dBi	2.4 GHz: 3x 4 dBi, 5 GHz: 2x 5 dBi	2x 4 dBi	
	Transmit Power	CE: < 20 dBm (2.4 GHz, EIRP); < 28 dBm (5 GHz, EIRP) FCC: < 24 dBm (2.4 GHz); < 24 dBm (5 GHz)	CE: < 20 dBm (2.4 GHz, EIRP); < 28 dBm (5 GHz, EIRP) FCC: < 24 dBm (2.4 GHz); < 24 dBm (5 GHz)	CE: < 20 dBm (2.4 GHz, EIRP); < 27 dBm (5 GHz, EIRP) FCC: < 24 dBm (2.4 GHz); < 22 dBm (5 GHz)	CE: < 20 dBm (2.4 GHz, EIRP); < 23 dBm (5 GHz, band 1&band 2, EIRP); < 27 dBm (5 GHz, band 3, EIRP) FCC: < 24 dBm (2.4 GHz); < 22 dBm (5 GHz)	CE: < 19 dBm (EIRP), FCC: < 21 dBm	
Centralized Management	Omada Software Controller	•					
	Omada Hardware Controller	•					
	Omada APP	•					
Security	Captive Portal Authentication	•					
	Access Control	•					
	Maximum number of MAC Filter	4000					
	Wireless Isolation between Clients	•					
	VLAN	•					
	Rogue AP Detection	•					
	Wireless Encryption	WPA-Personal/Enterprise, WPA2-Personal/Enterprise					
	802.1X Support	•					

## Ceiling Mount 802.11n/ac AP

Model		EAP265 HD	EAP245	EAP225	EAP223	EAP115	EAP110
Wireless Function	Multiple SSIDs	16 (8 on each band) *15 SSIDs (8 for 2.4GHz, 7 for 5GHz): EAP225 V5, EAP223 V1, EAP245 V4				8	
	Enable/Disable Wireless Radio	•					
	Enable/Disable SSID Broadcast	•					
	Guest Network	•					
	Automatic Channel Assignment	•					
	Transmit Power Control	Adjust transmit Power on dBm					
	QoS (WMM)	•					
	Seamless Roaming	•				-	
	Mesh	•				-	
	Beamforming	•				-	
	MU-MIMO	•				-	
	Rate Limit	Based on SSID/Client					
	Load Balance	•					
	Airtime Fairness	•				-	
	Band Steering	•				-	
	RADIUS Accounting	•					
	MAC Authentication	•					
	Reboot Schedule	•					
	Wireless Schedule	•					
	Wireless Statistics	•					
	Static IP/Dynamic IP	•					
Support Data Rates	802.11ac	6.5 Mbps to 1300 Mbps (MCS0-MCS9, NSS = 1 to 3 VHT20/40/80)		6.5 Mbps to 867 Mbps (MCS0-MCS9, NSS = 1 to 2 VHT20/40/80)		-	
	802.11n	6.5 Mbps to 450 Mbps (MCS0-MCS23, HT20/40)				6.5 Mbps to 300 Mbps (MCS0-MCS15, HT20/40)	
	802.11g	6, 9, 12, 18, 24, 36, 48, 54 Mbps					
	802.11b	1, 2, 5.5, 11 Mbps					
	802.11a	6, 9, 12, 18, 24, 36, 48, 54 Mbps				-	
Management	LED ON/OFF Control	•					
	Management MAC Access Control	•					
	Web-based Management	•					
	SNMP	v1, v2c					
	SSH	•					
	Restore & Backup	•					
	Firmware update via Web	•					
	NTP	•					
	System Log	•					
	Email Alerts	•					

## Ceiling Mount 802.11n/ac AP

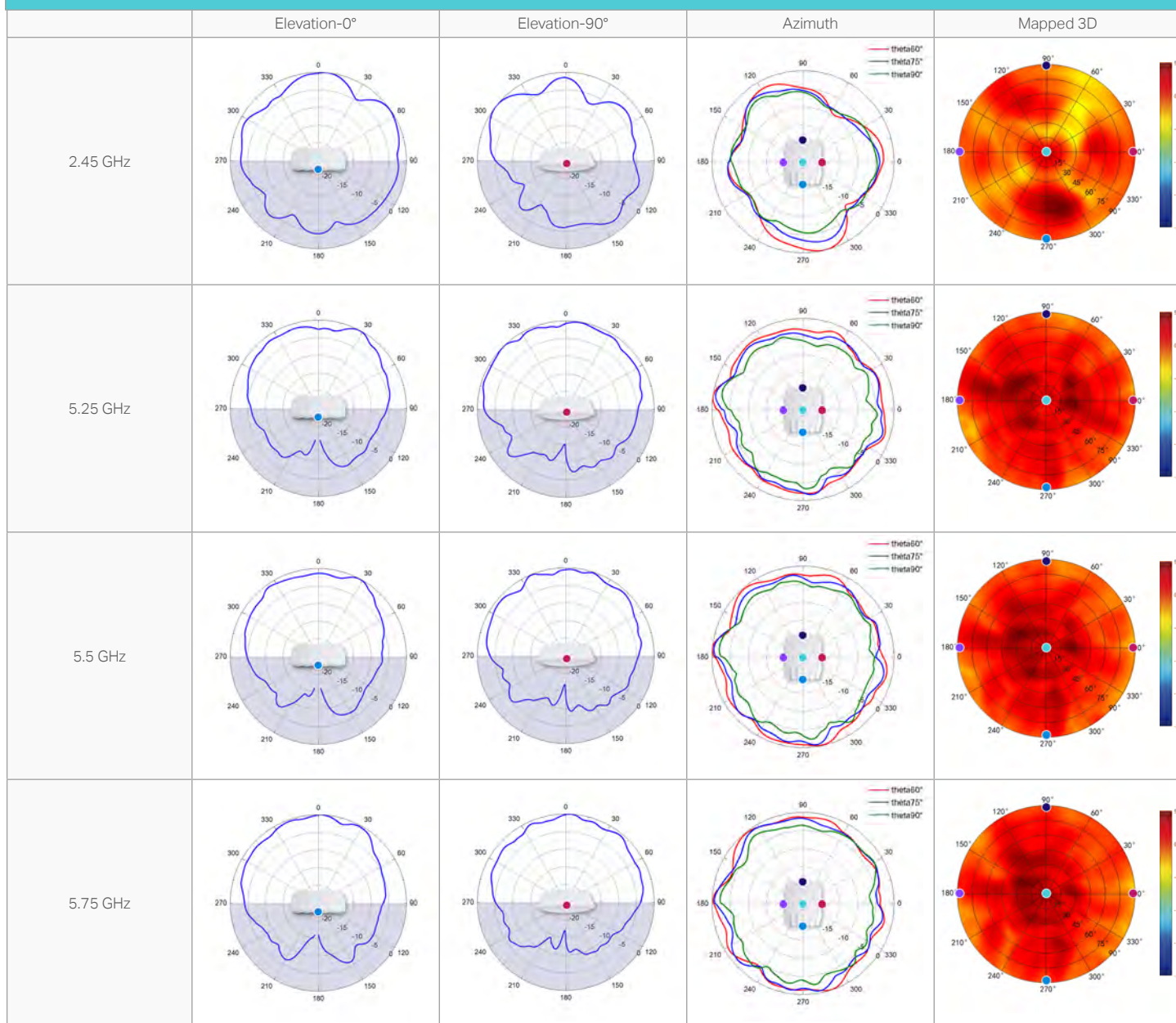
Model		EAP265 HD	EAP245	EAP225	EAP223	EAP115	EAP110
Physical & Environment	Power Supply	802.3af/at PoE or 48 V Passive PoE (+4,5 pins; -7,8 pins. PoE Adapter Included)	<b>V4:</b> 802.3at PoE or 48 V Passive PoE (+4,5 pins; -7,8 pins. PoE Adapter Included) <b>V3:</b> 802.3af/at PoE or 48 V Passive PoE (+4,5 pins; -7,8 pins. PoE Adapter Included)	<b>V5:</b> 802.3af/at PoE or 48 V Passive PoE (+4,5 pins; -7,8 pins. PoE Adapter Included) <b>V4:</b> 802.3af/at PoE or 24V Passive PoE (+4,5pins; -7,8 pins. PoE Adapter Included)	<b>V2:</b> 802.3af/at PoE or 24V Passive PoE (+4,5pins; -7,8 pins) PoE Adapter Is Not Included <b>V1:</b> 802.3af/at PoE or 48 V Passive PoE (+4,5 pins; -7,8 pins) PoE Adapter Is Not Included	802.3af/at PoE or external 9 V/0.6 A DC power supply	24 V Passive PoE (+4,5 pins; -7,8 pins. PoE Adapter Included)
	Maximum Power Consumption	12.3 W	12.3 W	<b>V4:</b> 12.6W <b>V5:</b> EU: 9.7W (802.3at PoE or Passive PoE) US: 12.1W (802.3at PoE or Passive PoE)	<b>V1:</b> EU: 9.7W (802.3at PoE or Passive PoE) US: 12.1W (802.3at PoE or Passive PoE) <b>V2:</b> 12.6W	3.1 W	2.8 W
	Reset	•					
	Mounting	Ceiling/Wall mounting (Kits included)					
Others	Certifications	CE, FCC, RoHS					
	Dimensions (W x D x H)	205.5 x 181.5 x 37.1 mm				189.4 x172.3 x 29.5 mm	
	Environment	Operating Temperature: 0 °C–40 °C (32 °F–104 °F) Storage Temperature: -40 °C–70 °C (-40 °F–158 °F) Operating Humidity: 10%–90% non-condensing Storage Humidity: 5%–90% non-condensing					



# Antenna Radiation Patterns

## Ceiling Mount AP

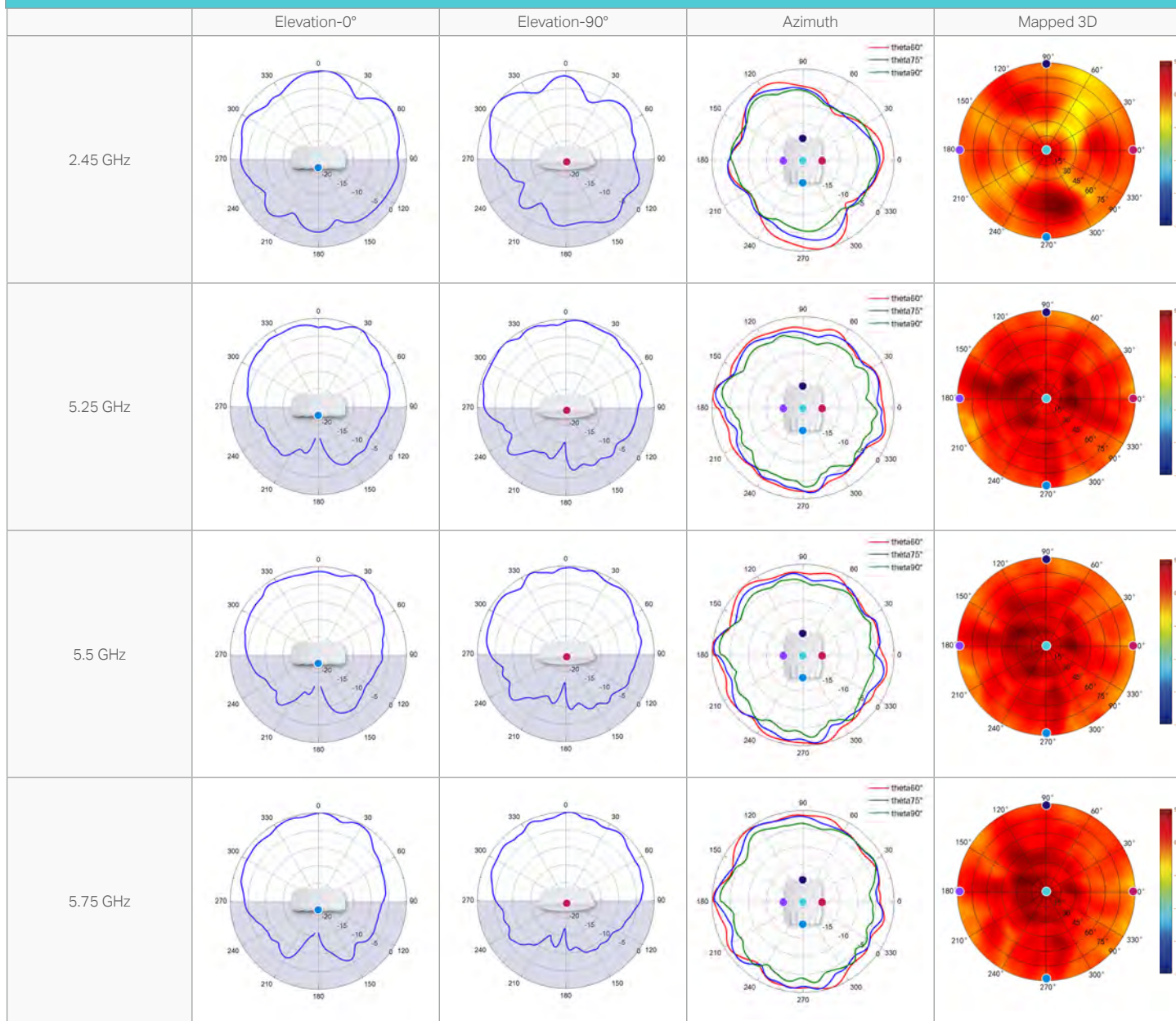
EAP265 HD



# Antenna Radiation Patterns

## Ceiling Mount AP

EAP245

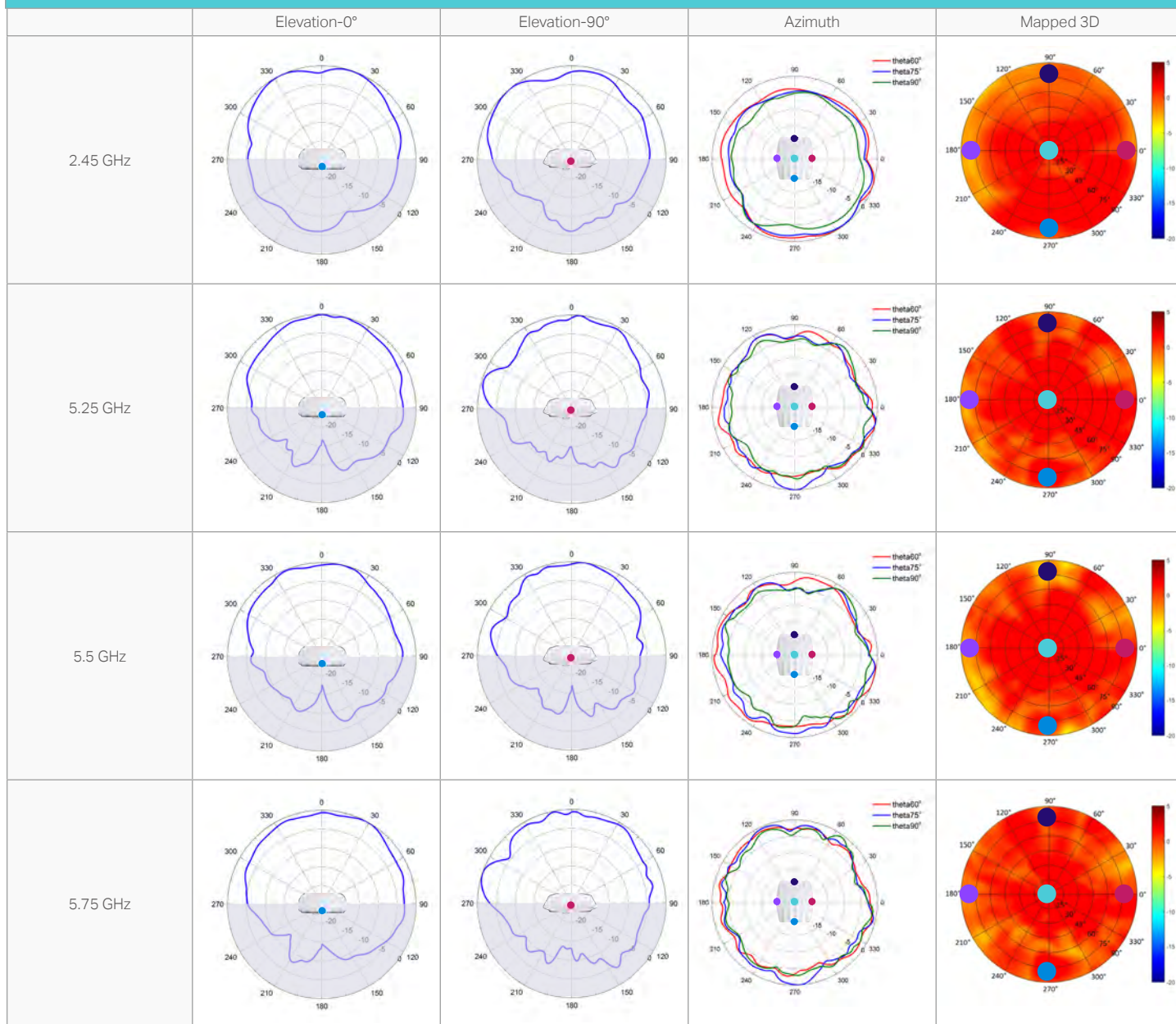




# Antenna Radiation Patterns

## Ceiling Mount AP

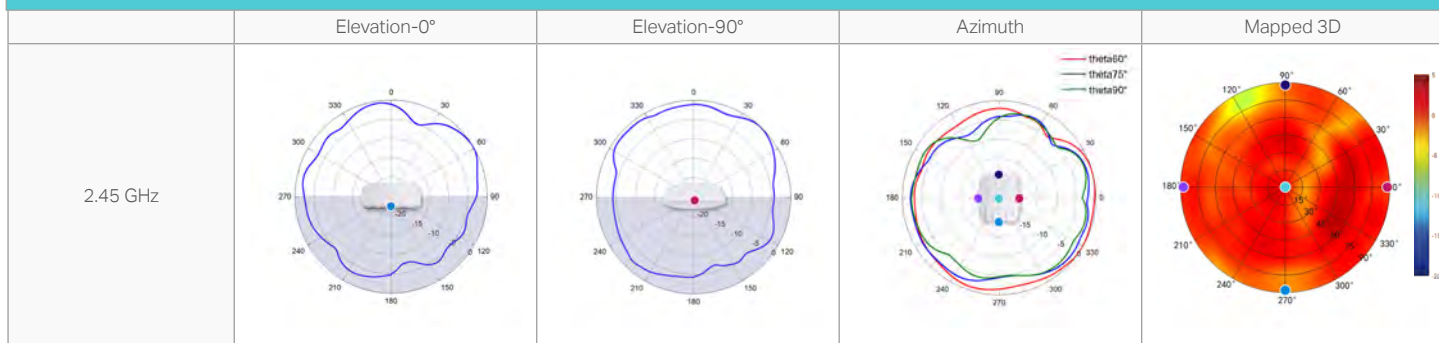
EAP225 / EAP223



# Antenna Radiation Patterns

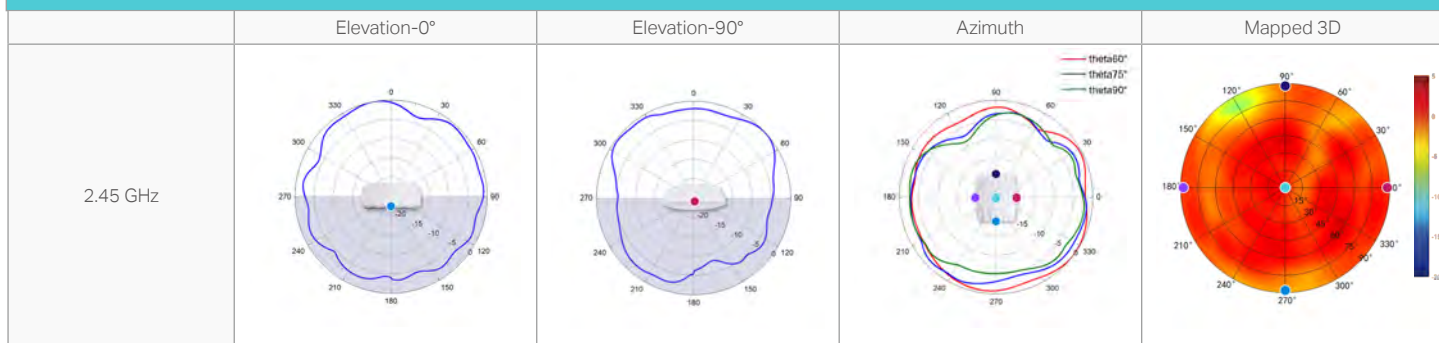
## Ceiling Mount AP

EAP115



## Ceiling Mount AP

EAP110



# Disclaimers

## Wireless Speed and Range Disclaimer

Maximum wireless transmission rates are the physical rates derived from IEEE Standard 802.11 specifications. Range and coverage specifications were defined according to test results under normal usage conditions. Actual wireless transmission rate and wireless coverage are not guaranteed, and will vary as a result of 1) environmental factors, including building materials, physical objects and obstacles, 2) network conditions, including local interference, volume and density of traffic, product location, network complexity, and network overhead and 3) client limitations, including rated performance, location, connection quality, and client condition.

## Wireless Client Capacity Disclaimer

Wireless client capacity specifications were defined according to test results under normal usage conditions. Actual wireless client capacity is not guaranteed, and will vary as a result of 1) environmental factors, including building materials, physical objects and obstacles, 2) network conditions, including local interference, volume and density of traffic, product location, network complexity, and network overhead and 3) client limitations, including rated performance, location, connection quality, and client condition.

## Ethernet Port Limitation Disclaimer

Actual network speed may be limited by the rate of the product's Ethernet WAN or LAN port, the rate supported by the network cable, Internet service provider factors and other environmental conditions.

## MU-MIMO Disclaimer

(Only for certain devices)

MU-MIMO capability requires client devices that also support MU-MIMO.

## Seamless Roaming Disclaimer

(Only for certain devices)

Seamless roaming requires both the access point and client devices to support 802.11k and 802.11v protocols.

## Lightning and Electro-Static Discharge Protection Disclaimer

(Only for outdoor devices)

Protection against lightning and electro-static discharge may be achieved through proper product setup, grounding and cable shielding. Refer to the instruction manual and consult an IT professional to assist with setting up this product.

## PoE Disclaimer

PoE budget calculations are based on laboratory testing. Actual PoE power budget is not guaranteed and will vary as a result of client limitations and environmental factors.

Some models featured in this guide may be unavailable in your country or region. Visit TP-Link website for local sales information: [www.tp-link.com](http://www.tp-link.com). Specifications are subject to change without notice.

© 2023 TP-Link